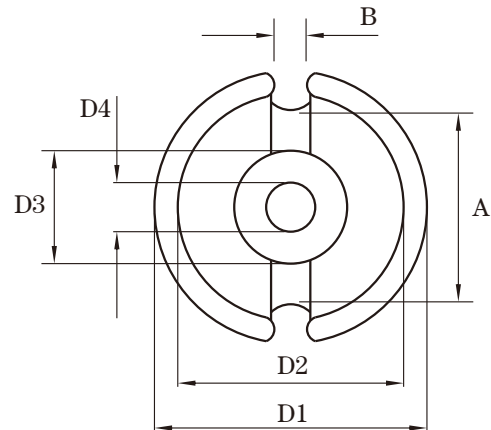
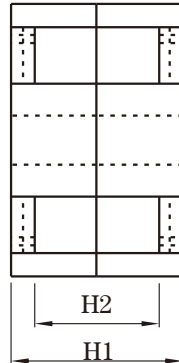


Dimension: (UNIT:mm)

D1	18.4-0.8
D2	14.9+0.5
D3	7.6-0.3
D4	3.1 ± 0.1
A	13.4 ± 0.3
B	3.8 ± 0.6
H1	10.6 ± 0.1
H2	7.2+0.4

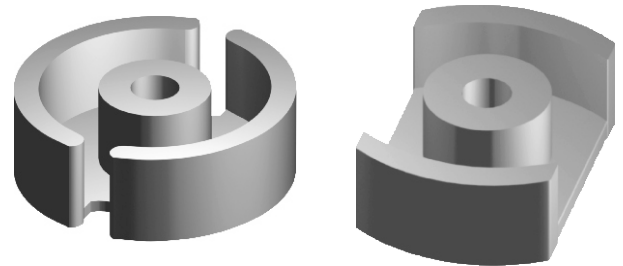


Test conditions

AL: F=1.0KHz U=0.3V N=10Ts

Effective parameter

C1(mm) ⁻¹	Ae(mm ²)	Le(mm)	Ve(mm ³)	Weight(g)
0.597	43.3	25.8	1120	≈6.0



Core sets for general purpose transformers and power applications.

Clamping force for Al measurements, 80+/-20N.

Grade	AL (nH)	μe	AIR GAP μm	Type number
P5	100 ± 3%	≈ 47	≈ 710	P 1811-P5
	160 ± 3%	≈ 76	≈ 400	P 1811-P5
	250 ± 3%	≈ 119	≈ 240	P 1811-P5
	315 ± 3%	≈ 149	≈ 180	P 1811-P5
	400 ± 3%	≈ 190	≈ 140	P 1811-P5
	2850 ± 25%	≈ 1350	≈ 0	P 1811-P5

Properties of core sets under power conditions

Grade	B (mT) at		Core loss (w) at		
	H=250 A/m F=25KHz T=100℃	F=25 KHz B=200mT T=100℃	f=100 KHz B=100mT T=100℃	F=100 KHz B=200 mT T=100℃	F=400 KHz B=50mT T=100℃
P3	≥315	-	≤0.13	-	≤0.22

Core sets of high permeability grades.

Clamping force for Al measurements, 60+/-20N

Grade	AL (nH)	μe	AIR GAP μm	Type number
H7K	7500 ± 25%	≈ 3560	≈ 0	P 1811-H7K

Note:

- 1: Document is the property of FUAN Inc & is not allow to be duplicated without authorization
- 2: RoHS compliant.