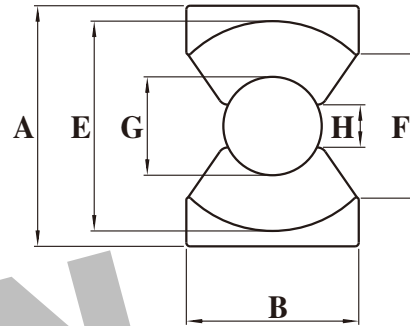
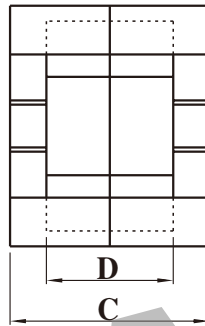


**Dimension: (UNIT:mm)**

A	33.0 ± 0.5
B	22.0 ± 0.5
C	20.6 ± 0.25
D	11.5 ± 0.3
E	27.5 ± 0.5
F	19.0Min
G	13.5 ± 0.25
H	5.5Min




**Test conditions**

AL: F=10.0KHz U=0.3V N=10Ts

**Effective parameter**

C1(mm) <sup>-1</sup>	Ae(mm <sup>2</sup> )	Le(mm)	Ve(mm <sup>3</sup> )	Weight(g)
0.331	169	55.9	9440	≈43



Core sets for general purpose transformers and Power applications.

Clamping force for AI measurements,80+/-20N.

**Properties of core sets under power conditions**

Grade	AL (nH)	$\mu e$	AIR GAP $\mu m$	Type number
P3	315 ± 3%	≈ 83	≈ 790	PQ3220-P3
	400 ± 3%	≈ 105	≈ 600	PQ3220-P3
	630 ± 3%	≈ 166	≈ 350	PQ3220-P3
	1000 ± 3%	≈ 263	≈ 210	PQ3220-P3
	1600 ± 5%	≈ 421	≈ 120	PQ3220-P3
	6800 ± 25%	≈ 1790	≈ 0	PQ3220-P3
P4	6800 ± 25%	≈ 1790	≈ 0	PQ3220-P4
HQ2KA	6000 ± 25%	≈ 1580	≈ 0	PQ3220-HQ2KA
HQ2K	315 ± 3%	≈ 83	≈ 790	PQ3220-HQ2K
	400 ± 3%	≈ 105	≈ 600	PQ3220-HQ2K
	630 ± 3%	≈ 166	≈ 350	PQ3220-HQ2K
	1000 ± 3%	≈ 263	≈ 210	PQ3220-HQ2K
	1600 ± 5%	≈ 421	≈ 120	PQ3220-HQ2K
	6000 ± 25%	≈ 1580	≈ 0	PQ3220-HQ2K

Grade	B (mT)at	Core loss (w) at			
	H=250 A/m F=25KHz T=100℃	F=25 KHz B̂=200mT T=100℃	f=100 KHz B̂=100mT T=100℃	F=100 KHz B̂=200mT T=100℃	F=400 KHz B̂=50mT T=100℃
P3	≥320	≤1.2	≤1.3	-	-
P4	≥320	-	≤0.9	≤5.5	-
HQ2KA	≥340	-	≤0.7	≤4.4	≤1.7
HQ2K	≥320	-	≤1.0	-	≤1.8

**Properties of core sets under power conditions (continued)**

Grade	B (mT)at	Core loss (w) at			
	H=250 A/m F=25KHz T=100℃	F=500 KHz B̂=50mT T=100℃	F=500 KHz B̂=100mT T=100℃	F=1.0 MHz B̂=30mT T=100℃	F=3.0MHz B̂=10mT T=100℃
P3	≥320	-	-	-	-
P4	≥320	-	-	-	-
HQ2KA	≥340	≤3.5	-	-	-
HQ2K	≥320	-	-	-	-

**Note:**

- 1:Document is the property of FUAN Inc & is not allow to be duplicated without authorization
- 2:RoHS compliant.